

BYLASSEN.COM



GUIDE
STROPP LOOP



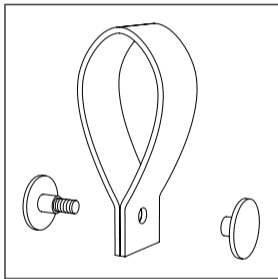
by Lassen.
COPENHAGEN

STROPP LOOP




DESIGN / BY LASSEN 2017

1



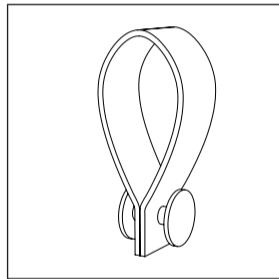
Remove dots by unscrewing them counter clockwise

2



Split the leather and slide it around the rail. Mount the dots again by screwing them clockwise

3



You are done. Enjoy!