

GUIDE
REMINDE

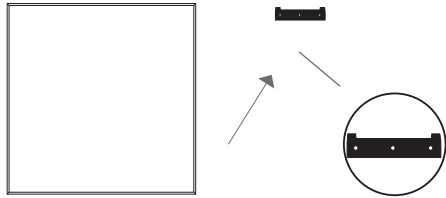


by Lassen.
COPENHAGEN

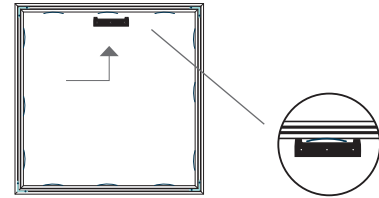
REMIND



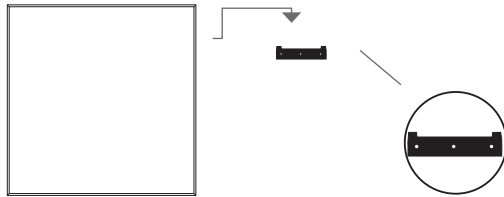
GUIDE FOR REMIND MESSAGE BOARD



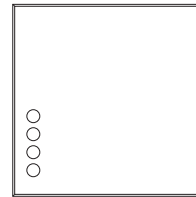
1)



3)



2)



4)

-
- 1) Mount the suspension bracket level on the wall with screws with the two handles facing upwards.
 - 2) Then hang Remind on the bracket.

- 3) Be sure to place the handle outside of the clips on the back of Remind.
- 4) Now your Remind message board is ready for use!